

Beiblatt zum Sicherheitsdatenblatt / Supplement to the safety data sheet

Abschnitt 1 / Section 1

1.1 Produktidentifikation / Product identification

s. Original-Datenblatt / see original safety data sheet

1.2 Verwendungen des Stoffs / Uses of the substance











s. Original-Datenblatt / see original safety data sheet

1.3 Einzelheiten zum Lieferanten / Details of the supplier

Firmenname /	Supplier	Stürmer Maschinen GmbH,
Straße /	Street	Dr.-Robert-Pfleger-Str. 26,
Ort /	City	D-96103 Hallstadt
Tel. /	Phone	+49 (0)951 96555 - 0 (07:00 - 17:00 Uhr / 07:00 am - 05:00 pm)
E-Mail /	E-Mail	info@stuermer-maschinen.de

1.4 Notrufnummer / Emergency Telephone

Wählen Sie die passende Notrufnummer anhand des GHS-Symbols auf Ihrem Gefahrgut oder entsprechend Abschnitt 2.2 des orig. Sicherheitsdatenblattes *.
Call the appropriate emergency number using the GHS symbol on your dangerous goods or according to section 2.2 of the original safety data sheet *.

GHS Gefahren-piktogramm / GHS symbol	GHS-Kürzel/ GHS-no.	Mögliche Signalwörter/ Warning	Gefährdungsklassen / Description of hazards	Notrufnummer */ Emergency Phone *
	GHS01 bis GHS09			+49 (0)951 96555 - 590 Sammelnotrufnummer Gefahrstoffe
	GHS01	Gefahr oder Achtung / Danger or Attention	Explosive Stoffe/Gemische und Erzeugnisse mit Explosivstoff, selbstzersetzliche Stoffe/Gemische, organische Peroxide / Explosive substances / mixtures and products containing explosives, self-reactive substances / mixtures, organic peroxides	- 591
	GHS02	Gefahr oder Achtung / Danger or Attention	Selbstzersetzliche Stoffe/Gemische, organische Peroxide, entzündbare Gase, Aerosole Flüssigkeiten, Feststoffe, selbsterhitzungsfähige Gemische, pyrophore Flüssigkeiten und Feststoffe, Stoffe/Gemische, die bei Berührung mit Wasser entzündbare Gase bilden / Self-reactive substances / mixtures, organic peroxides, flammable gases, aerosols, liquids, solids, self-heating mixtures, pyrophoric liquids and solids, substances / mixtures which form flammable gases on contact with water	- 592
	GHS03	Gefahr oder Achtung / Danger or Attention	Oxidierende Gase, Flüssigkeiten, Feststoffe / Oxidizing gases, liquids, solids	- 593
	GHS04	Achtung / Attention	Verdichtete, verflüssigte, gelöste und tiefgekühlt verflüssigte Gase / Compressed, liquefied, dissolved and refrigerated liquefied gases	- 594
	GHS05	Gefahr oder Achtung / Danger or Attention	Verätzung der Haut, schwere Augenschäden, auch metallkorrosive Eigenschaften / Chemical burns to the skin, severe eye damage, also metal-corrosive properties	- 595
	GHS06	Gefahr / Danger	Äußerst schwere und schwere akute Gesundheitsschäden oder Tod / Extremely severe and severe acute damage to health or death	- 596
	GHS07	Achtung / Attention	Akute Gesundheitsschäden, Reizung der Haut, der Augen und der Atemwege, Sensibilisierung der Haut, narkotisierende Wirkungen / Acute damage to health, irritation of the skin, eyes and the respiratory tract, sensitization of the skin, narcotic effects	- 597
	GHS08	Gefahr oder Achtung / Danger or Attention	Chronische Gesundheitsschäden (Organschädigungen) bei einmaliger oder mehrmaliger Exposition, krebserzeugende, erbgutverändernde und fortpflanzungsgefährdende Wirkungen, Lungenschäden durch Eindringen von Substanzen in die Lunge (Aspirationsgefahr), Sensibilisierung der Atemwege / Chronic damage to health (damage to organs) after single or multiple exposure, carcinogenic, mutagenic and reproductive effects, lung damage due to the penetration of substances into the lungs (risk of aspiration), sensitization of the respiratory tract	- 598
	GHS09	Achtung oder ohne Signalwort/ Attention or without wording	Giftig für Wasserorganismen mit kurz- und langfristiger Wirkung / Toxic to aquatic organisms with short and long-term effects	- 599

* 07:00 - 17:00 Uhr, außerhalb dieses Zeitraums kann die Nummer auf dem Sicherheitsdatenblatt angerufen werden / 07:00 am - 05:00 pm, outside this time, the number on the safety data sheet can be called

Für alle anderen Informationen siehe Original-Sicherheitsdatenblatt / For all other information, see the original safety data sheet

Material Safety Data Sheet

PROPANE Safety Data Sheet (Conforms to Regulation (EC) No 2015/830)

Current Issue Date: August, 2020

SECTION 1 IDENTIFICATION OF THE SUBSTANCE / MIXTURE AND OF THE COMPANY / UNDERTAKING

1.1. Product Identifier

Product name	PROPANE
Chemical Name	propane
Synonyms	BOC Product Code: 152, 153., C3-H8, Devon Refrigerant Propane, HC 290, LPG, Purifrigor P 2, Purifrigor P 3, R 280, R290, dimethylmethane, liquefied petroleum gas, n-propane, propane aerosol propellant liquefied gas, propyl hydride
Proper shipping name	PROPANE
Chemical formula	C3H8
Other means of identification	Not Available
CAS number	74-98-6
EC number	200-827-9
Index number	601-003-00-5
REACH registration number	01-2119486944-21-XXXX

1.2. Relevant identified uses of the substance or mixture and uses advised against

Relevant identified uses	A household and industrial fuel gas, sometimes mixed with butane. An aerosol propellant. As a refrigerant (CARE 40). In the manufacture of ethylene.
Uses advised against	Not Applicable

1.3. Details of the supplier of the safety data sheet

Registered company name	Ningbo Koman's Refrigeration Industry Co.,Ltd
Address	20 Yong Dinghe RD., Fine Chemical Zone, Xiapu, Beilun Ningbo,China
Telephone	86-574-86910051
Fax	86-574-87307052
Website	www.kri.cn
Email	sales@kri.cn

1.4. Emergency telephone number

Association / Organisation	Not Available
Emergency telephone numbers	86-574-86910065
Other emergency telephone numbers	Not Available

SECTION 2 HAZARDS IDENTIFICATION

2.1. Classification of the substance or mixture

Considered a dangerous substance according to Reg. (EC) No 1272/2008 and its amendments. Classified as Dangerous Goods for transport purposes.

	Min	Max
Flammability	4	
Toxicity	1	
Body Contact	1	
Reactivity	2	
Chronic	0	

0 = Minimum
1 = Low
2 = Moderate
3 = High
4 = Extreme

DSD classification ^[2]	R12	Extremely flammable.
Legend:	Classification drawn from EC Directive 67/548/EEC - Annex I; Classification drawn from EC Directive 1272/2008 - Annex VI	
DPD classification	In case of substances classification has been prepared by following DSD (Directive 67/548/EEC) and CLP Regulation (EC) No 1272/2008 regulations	
Classification according to regulation (EC) No 1272/2008 [CLP] ^[3]	Flammable Gas Category 1, Gas under Pressure	
Legend:	Classification drawn from EC Directive 67/548/EEC - Annex J. Classification drawn from EC Directive 1272/2008 - Annex VI	

2.2. Label elements

CLP label elements	
---------------------------	--

SIGNAL WORD	DANGER
--------------------	---------------

Hazard statement(s)

H220	Extremely flammable gas.
H280	Contains gas under pressure; may explode if heated.

Supplementary statement(s)

Not Applicable

Precautionary statement(s) Prevention

P210	Keep away from heat/sparks/open flames/hot surfaces. No smoking.
-------------	--

Precautionary statement(s) Response

P377	Leaking gas fire: Do not extinguish, unless leak can be stopped safely.
P381	Eliminate all ignition sources if safe to do so.

Precautionary statement(s) Storage

P410+P403	Protect from sunlight. Store in a well-ventilated place.
------------------	--

Precautionary statement(s) Disposal

Not Applicable

2.3. Other hazards

Inhalation may produce health damage*.

May produce discomfort of the respiratory system*.

Repeated exposure potentially causes skin dryness and cracking*.

Vapours potentially cause drowsiness and dizziness*.

REACH - Art.57-59: The mixture does not contain Substances of Very High Concern (SVHC) at the SDS print date.

SECTION 3 COMPOSITION / INFORMATION ON INGREDIENTS

3.1.Substances

1.74-98-6

2.200-827-9

3.601-003-00-5

4.01-2119486944-21-XXXX

1.CAS No 2.EC No 3.Index No	%[weight]	Name	Classification according to directive 67/548/EEC [DSD]	Classification according to regulation (EC) No 1272/2008 [CLP]

4.REACH No			
>99	<u>Propane</u>	R12 [2]	Flammable Gas Category 1, Gas under Pressure; H220, H280 [3]

Legend: Classification drawn from EC Directive 67/548/EEC - Annex I ; Classification drawn from EC Directive 1272/2008 - Annex VI 4.

3.2.Mixtures

See 'Information on ingredients' in section 3.1

SECTION 4 FIRST AID MEASURES

4.1. Description of first aid measures

General	<p>If skin or hair contact occurs:</p> <ul style="list-style-type: none"> ▶ Flush skin and hair with running water (and soap if available). ▶ Seek medical attention in event of irritation. <p>In case of cold burns (frost-bite):</p> <ul style="list-style-type: none"> ▶ Move casualty into warmth before thawing the affected part; if feet are affected carry if possible ▶ Bathe the affected area immediately in luke-warm water (not more than 35 deg C) for 10 to 15 minutes, immersing if possible and without rubbing ▶ DO NOT apply hot water or radiant heat. ▶ Apply a clean, dry, light dressing of "fluffed-up" dry gauze bandage ▶ If a limb is involved, raise and support this to reduce swelling ▶ If an adult is involved and where intense pain occurs provide pain killers such as paracetamol ▶ Transport to hospital, or doctor ▶ Subsequent blackening of the exposed tissue indicates potential of necrosis, which may require amputation. ▶ If product comes in contact with eyes remove the patient from gas source or contaminated area. ▶ Take the patient to the nearest eye wash, shower or other source of clean water. ▶ Open the eyelid(s) wide to allow the material to evaporate. ▶ Gently rinse the affected eye(s) with clean, cool water for at least 15 minutes. Have the patient lie or sit down and tilt the head back. Hold the eyelid(s) open and pour water slowly over the eyeball(s) at the inner corners, letting the water run out of the outer corners. ▶ The patient may be in great pain and wish to keep the eyes closed. It is important that the material is rinsed from the eyes to prevent further damage. ▶ Ensure that the patient looks up, and side to side as the eye is rinsed in order to better reach all parts of the eye(s) ▶ Transport to hospital or doctor. ▶ Even when no pain persists and vision is good, a doctor should examine the eye as delayed damage may occur. ▶ If the patient cannot tolerate light, protect the eyes with a clean, loosely tied bandage. ▶ Ensure verbal communication and physical contact with the patient. <p>DO NOT allow the patient to rub the eyes DO NOT allow the patient to tightly shut the eyes DO NOT introduce oil or ointment into the eye(s) without medical advice DO NOT use hot or tepid water.</p> <ul style="list-style-type: none"> ▶ Following exposure to gas, remove the patient from the gas source or contaminated area. ▶ NOTE: Personal Protective Equipment (PPE), including positive pressure self-contained breathing apparatus may be required to assure the safety of the rescuer. ▶ Prostheses such as false teeth, which may block the airway, should be removed, where possible, prior to initiating first aid procedures. ▶ If the patient is not breathing spontaneously, administer rescue breathing. ▶ If the patient does not have a pulse, administer CPR. ▶ If medical oxygen and appropriately trained personnel are available, administer 100% oxygen. ▶ Summon an emergency ambulance. If an ambulance is not available, contact a physician, hospital, or Poison Control Centre for further instruction. ▶ Keep the patient warm, comfortable and at rest while awaiting medical care. ▶ MONITOR THE BREATHING AND PULSE, CONTINUOUSLY. ▶ Administer rescue breathing (preferably with a demand-valve resuscitator, bag-valve mask-device, or pocket mask as trained) or CPR if necessary. <p>Not considered a normal route of entry.</p>
Eye Contact	<ul style="list-style-type: none"> ▶ If product comes in contact with eyes remove the patient from gas source or contaminated area. ▶ Take the patient to the nearest eye wash, shower or other source of clean water. ▶ Open the eyelid(s) wide to allow the material to evaporate. ▶ Gently rinse the affected eye(s) with clean, cool water for at least 15 minutes. Have the patient lie or sit down and tilt the head back. Hold the eyelid(s) open and pour water slowly over the eyeball(s) at the inner corners, letting the water run out of the outer corners. ▶ The patient may be in great pain and wish to keep the eyes closed. It is important that the material is rinsed from the eyes to prevent further damage. ▶ Ensure that the patient looks up, and side to side as the eye is rinsed in order to better reach all parts of the eye(s) ▶ Transport to hospital or doctor. ▶ Even when no pain persists and vision is good, a doctor should examine the eye as delayed damage may occur. ▶ If the patient cannot tolerate light, protect the eyes with a clean, loosely tied bandage. ▶ Ensure verbal communication and physical contact with the patient. <p>DO NOT allow the patient to rub the eyes DO NOT allow the patient to tightly shut the eyes DO NOT introduce oil or ointment into the eye(s) without medical advice DO NOT use hot or tepid water.</p>
Skin Contact	<p>If skin or hair contact occurs:</p> <ul style="list-style-type: none"> ▶ Flush skin and hair with running water (and soap if available). ▶ Seek medical attention in event of irritation.

	<p>In case of cold burns (frost-bite):</p> <ul style="list-style-type: none"> ▶ Move casualty into warmth before thawing the affected part; if feet are affected carry if possible ▶ Bathe the affected area immediately in luke-warm water (not more than 35 deg C) for 10 to 15 minutes, immersing if possible and without rubbing ▶ DO NOT apply hot water or radiant heat. ▶ Apply a clean, dry, light dressing of "fluffed-up" dry gauze bandage ▶ If a limb is involved, raise and support this to reduce swelling ▶ If an adult is involved and where intense pain occurs provide pain killers such as paracetamol ▶ Transport to hospital, or doctor ▶ Subsequent blackening of the exposed tissue indicates potential of necrosis, which may require amputation.
Inhalation	<ul style="list-style-type: none"> ▶ Following exposure to gas, remove the patient from the gas source or contaminated area. ▶ NOTE: Personal Protective Equipment (PPE), including positive pressure self-contained breathing apparatus may be required to assure the safety of the rescuer. ▶ Prostheses such as false teeth, which may block the airway, should be removed, where possible, prior to initiating first aid procedures. ▶ If the patient is not breathing spontaneously, administer rescue breathing. ▶ If the patient does not have a pulse, administer CPR. ▶ If medical oxygen and appropriately trained personnel are available, administer 100% oxygen. ▶ Summon an emergency ambulance. If an ambulance is not available, contact a physician, hospital, or Poison Control Centre for further instruction. ▶ Keep the patient warm, comfortable and at rest while awaiting medical care. ▶ MONITOR THE BREATHING AND PULSE, CONTINUOUSLY. ▶ Administer rescue breathing (preferably with a demand-valve resuscitator, bag-valve mask-device, or pocket mask as trained) or CPR if necessary.
Ingestion	Not considered a normal route of entry.

4.2 Most important symptoms and effects, both acute and delayed

See Section 11

4.3. Indication of any immediate medical attention and special treatment needed

For frost-bite caused by liquefied petroleum gas:

- ▶ If part has not thawed, place in warm water bath (41-46 C) for 15-20 minutes, until the skin turns pink or red.
- ▶ Analgesia may be necessary while thawing.
- ▶ If there has been a massive exposure, the general body temperature must be depressed, and the patient must be immediately rewarmed by whole-body immersion, in a bath at the above temperature.
- ▶ Shock may occur during rewarming.
- ▶ Administer tetanus toxoid booster after hospitalization.
- ▶ Prophylactic antibiotics may be useful.
- ▶ The patient may require anticoagulants and oxygen.

[Shell Australia 22/12/87]

For gas exposures:

BASIC TREATMENT

- ▶ Establish a patent airway with suction where necessary.
- ▶ Watch for signs of respiratory insufficiency and assist ventilation as necessary.
- ▶ Administer oxygen by non-rebreather mask at 10 to 15 l/min.
- ▶ Monitor and treat, where necessary, for pulmonary oedema .
- ▶ Monitor and treat, where necessary, for shock.
- ▶ Anticipate seizures.

ADVANCED TREATMENT

- ▶ Consider orotracheal or nasotracheal intubation for airway control in unconscious patient or where respiratory arrest has occurred.
- ▶ Positive-pressure ventilation using a bag-valve mask might be of use.
- ▶ Monitor and treat, where necessary, for arrhythmias.
- ▶ Start an IV D5W TKO. If signs of hypovolaemia are present use lactated Ringers solution. Fluid overload might create complications.
- ▶ Drug therapy should be considered for pulmonary oedema.
- ▶ Hypotension with signs of hypovolaemia requires the cautious administration of fluids. Fluid overload might create complications.
- ▶ Treat seizures with diazepam.
- ▶ Proparacaine hydrochloride should be used to assist eye irrigation.

BRONSTEIN, A.C. and CURRANCE, P.L.

EMERGENCY CARE FOR HAZARDOUS MATERIALS EXPOSURE: 2nd Ed. 1994

SECTION 5 FIREFIGHTING MEASURES

5.1. Extinguishing media

DO NOT EXTINGUISH BURNING GAS UNLESS LEAK CAN BE STOPPED SAFELY:

OTHERWISE: LEAVE GAS TO BURN.

FOR SMALL FIRE:

- ▶ Dry chemical, CO2 or water spray to extinguish gas (only if absolutely necessary and safe to do so).
- ▶ **DO NOT use water jets.**

FOR LARGE FIRE:

- ▶ Cool cylinder by direct flooding quantities of water onto upper surface until well after fire is out.

5.2. Special hazards arising from the substrate or mixture

Fire Incompatibility	<ul style="list-style-type: none"> ▶ Avoid contamination with oxidising agents i.e. nitrates, oxidising acids, chlorine bleaches, pool chlorine etc. as ignition may result
-----------------------------	--

5.3. Advice for firefighters

Fire Fighting	<p>FOR FIRES INVOLVING MANY GAS CYLINDERS:</p> <ul style="list-style-type: none"> ▶ To stop the flow of gas, specifically trained personnel may inert the atmosphere to reduce oxygen levels thus allowing the capping of leaking container(s). ▶ Reduce the rate of flow and inject an inert gas, if possible, before completely stopping the flow to prevent flashback. ▶ DO NOT extinguish the fire until the supply is shut off otherwise an explosive re-ignition may occur. ▶ If the fire is extinguished and the flow of gas continues, used increased ventilation to prevent build-up, of explosive atmosphere. <p>-----</p> <p>GENERAL</p> <p>-----</p> <ul style="list-style-type: none"> ▶ Alert Fire Brigade and tell them location and nature of hazard. ▶ May be violently or explosively reactive. ▶ Wear breathing apparatus plus protective gloves. ▶ Consider evacuation ▶ Fight fire from a safe distance, with adequate cover.
Fire/Explosion Hazard	<ul style="list-style-type: none"> ▶ HIGHLY FLAMMABLE: will be easily ignited by heat, sparks or flames. ▶ Will form explosive mixtures with air ▶ Fire exposed containers may vent contents through pressure relief valves thereby increasing fire intensity and/ or vapour concentration. ▶ Vapours may travel to source of ignition and flash back. ▶ Containers may explode when heated - Ruptured cylinders may rocket ▶ Fire may produce irritating, poisonous or corrosive gases. <p>Combustion products include; carbon monoxide (CO) carbon dioxide (CO₂) other pyrolysis products typical of burning organic material</p> <p>Contains low boiling substance: Closed containers may rupture due to pressure buildup under fire conditions.</p>

SECTION 6 ACCIDENTAL RELEASE MEASURES

6.1. Personal precautions, protective equipment and emergency procedures

See section 8

6.2. Environmental precautions

See section 12

6.3. Methods and material for containment and cleaning up

Minor Spills	<ul style="list-style-type: none"> ▶ Avoid breathing vapour and any contact with liquid or gas. Protective equipment including respirator should be used. ▶ DO NOT enter confined spaces where gas may have accumulated. ▶ Shut off all sources of possible ignition and increase ventilation.
Major Spills	<ul style="list-style-type: none"> ▶ Clear area of all unprotected personnel and move upwind. ▶ Alert Emergency Authority and advise them of the location and nature of hazard. ▶ May be violently or explosively reactive. ▶ Wear full body clothing with breathing apparatus. ▶ Remove leaking cylinders to a safe place. ▶ Fit vent pipes. Release pressure under safe, controlled conditions ▶ Burn issuing gas at vent pipes. ▶ DO NOT exert excessive pressure on valve; DO NOT attempt to operate damaged valve.

6.4. Reference to other sections

Personal Protective Equipment advice is contained in Section 8 of the SDS.

SECTION 7 HANDLING AND STORAGE

7.1. Precautions for safe handling

Safe handling	<ul style="list-style-type: none"> ▶ Consider use in closed pressurised systems, fitted with temperature, pressure and safety relief valves which are vented for safe dispersal. ▶ The tubing network design connecting gas cylinders to the delivery system should include appropriate pressure indicators and vacuum or suction lines. ▶ Fully-welded types of pressure gauges, where the bourdon tube sensing element is welded to the gauge body, are recommended. ▶ Before connecting gas cylinders, ensure manifold is mechanically secure and does not containing another gas. ▶ Avoid generation of static electricity. Earth all lines and equipment. ▶ DO NOT transfer gas from one cylinder to another. ▶ Electrostatic discharge may be generated during pumping - this may result in fire. ▶ Ensure electrical continuity by bonding and grounding (earthing) all equipment. ▶ Restrict line velocity during pumping in order to avoid generation of electrostatic discharge (<=1 m/sec until fill pipe submerged to twice its diameter, then <= 7 m/sec). ▶ Avoid splash filling.
Fire and explosion protection	See section 5

Other information	<ul style="list-style-type: none"> ▶ Store in an upright position. ▶ Outside or detached storage is preferred. ▶ Cylinders should be stored in a purpose-built compound with good ventilation, preferably in the open. ▶ Such compounds should be sited and built in accordance with statutory requirements. ▶ The storage compound should be kept clear and access restricted to authorised personnel only. ▶ Cylinders stored in the open should be protected against rust and extremes of weather.
--------------------------	---

7.2. Conditions for safe storage, including any incompatibilities

Suitable container	<ul style="list-style-type: none"> ▶ Cylinder: ▶ Ensure the use of equipment rated for cylinder pressure. ▶ Ensure the use of compatible materials of construction. ▶ Valve protection cap to be in place until cylinder is secured, connected. ▶ Cylinder must be properly secured either in use or in storage.
Storage incompatibility	<p>Propane:</p> <ul style="list-style-type: none"> ▶ reacts violently with strong oxidisers, barium peroxide, chlorine dioxide, dichlorine oxide, fluorine etc. ▶ liquid attacks some plastics, rubber and coatings ▶ may accumulate static charges which may ignite its vapours ▶ Compressed gases may contain a large amount of kinetic energy over and above that potentially available from the energy of reaction produced by the gas in chemical reaction with other substances ▶ Avoid reaction with oxidising agents

7.3. Specific end use(s)

See section 1.2

SECTION 8 EXPOSURE CONTROLS / PERSONAL PROTECTION

8.1. Control parameters

DERIVED NO EFFECT LEVEL (DNEL)

Not Available

PREDICTED NO EFFECT LEVEL (PNEC)

Not Available

OCCUPATIONAL EXPOSURE LIMITS (OEL)

INGREDIENT DATA


Source	Ingredient	Material name	TWA	STEL	Peak	Notes
Not Available	Not Available	Not Available	Not Available	Not Available	Not Available	Not Available

EMERGENCY LIMITS

Ingredient	Material name	TEEL-1	TEEL-2	TEEL-3
Propane	Propane	Not Available	Not Available	Not Available

Ingredient	Original IDLH	Revised IDLH
Propane	20,000 [LEL] ppm	2,100 [LEL] ppm

8.2. Exposure controls

8.2.1. Appropriate engineering controls	<p>Engineering controls are used to remove a hazard or place a barrier between the worker and the hazard. Well-designed engineering controls can be highly effective in protecting workers and will typically be independent of worker interactions to provide this high level of protection. The basic types of engineering controls are:</p> <p>Process controls which involve changing the way a job activity or process is done to reduce the risk.</p> <p>Enclosure and/or isolation of emission source which keeps a selected hazard "physically" away from the worker and ventilation that strategically "adds" and "removes" air in the work environment.</p>
8.2.2. Personal protection	
Eye and face protection	<ul style="list-style-type: none"> ▶ Chemical goggles. ▶ Full face shield may be required for supplementary but never for primary protection of eyes. ▶ Contact lenses may pose a special hazard; soft contact lenses may absorb and concentrate irritants. A written policy document, describing the wearing of lenses or restrictions on use, should be created for each workplace or task.
Skin protection	See Hand protection below
Hands/feet protection	<ul style="list-style-type: none"> ▶ When handling sealed and suitably insulated cylinders wear cloth or leather gloves. ▶ Insulated gloves: <p>NOTE: Insulated gloves should be loose fitting so that may be removed quickly if liquid is spilled upon them. Insulated gloves are not made to permit hands to be placed in the liquid; they provide only short-term protection from accidental contact with the liquid.</p>
Body protection	See Other protection below

Other protection	<ul style="list-style-type: none"> ▶ The clothing worn by process operators insulated from earth may develop static charges far higher (up to 100 times) than the minimum ignition energies for various flammable gas-air mixtures. This holds true for a wide range of clothing materials including cotton. ▶ Avoid dangerous levels of charge by ensuring a low resistivity of the surface material worn outermost. <p>BREThERICK: Handbook of Reactive Chemical Hazards.</p> <ul style="list-style-type: none"> ▶ Protective overalls, closely fitted at neck and wrist. ▶ Eye-wash unit. <p>IN CONFINED SPACES:</p> <ul style="list-style-type: none"> ▶ Non-sparking protective boots ▶ Static-free clothing. ▶ Ensure availability of lifeline.
	<ul style="list-style-type: none"> · Some plastic personal protective equipment (PPE) (e.g. gloves, aprons, overshoes) are not recommended as they may produce static electricity. · For large scale or continuous use wear tight-weave non-static clothing (no metallic fasteners, cuffs or pockets). · Non sparking safety or conductive footwear should be considered. Conductive footwear describes a boot or shoe with a sole made from a conductive compound chemically bound to the bottom components, for permanent control to electrically ground the foot an shall dissipate static electricity from the body to reduce the possibility of ignition of volatile compounds.
Thermal hazards	Not Available

Respiratory protection

Type AX Filter of sufficient capacity. (AS/NZS 1716 & 1715, EN 143:2000 & 149:2001, ANSI Z88 or national equivalent)

Where the concentration of gas/particulates in the breathing zone, approaches or exceeds the "Exposure Standard" (or ES), respiratory protection is required.

Degree of protection varies with both face-piece and Class of filter; the nature of protection varies with Type of filter.

Required Minimum Protection Factor	Half-Face Respirator	Full-Face Respirator	Powered Air Respirator
up to 10 x ES	AX-AUS	-	AX-PAPR-AUS / Class 1
up to 50 x ES	-	AX-AUS / Class 1	-
up to 100 x ES	-	AX-2	AX-PAPR-2 ^

^ - Full-face

A(All classes) = Organic vapours, B AUS or B1 = Acid gasses, B2 = Acid gas or hydrogen cyanide(HCN), B3 = Acid gas or hydrogen cyanide(HCN), E = Sulfur dioxide(SO₂), G = Agricultural chemicals, K = Ammonia(NH₃), Hg = Mercury, NO = Oxides of nitrogen, MB = Methyl bromide, AX = Low boiling point organic compounds(below 65 degC)

8.2.3. Environmental exposure controls

See section 12

SECTION 9 PHYSICAL AND CHEMICAL PROPERTIES

9.1. Information on basic physical and chemical properties

Appearance	Packed as liquid under pressure and remains liquid only under pressure. Sudden release of pressure or leakage may result in rapid vapourisation with generation of a large volume of highly flammable / explosive gas. A colourless liquified gas, odourless when pure. Transport of unodourised propane gas without Component Authority is prohibited. Burns with a smoky, luminous flame. Contact with water causes liquified gas to boil.		
-------------------	--	--	--

Physical state	Liquified Gas	Relative density (Water = 1)	0.5 (liquid)
Odour	Not Available	Partition coefficient n-octanol / water	Not Available
Odour threshold	Not Available	Auto-ignition temperature (°C)	468
pH (as supplied)	Not Applicable	Decomposition temperature	Not Applicable
Melting point / freezing point (°C)	-189.7	Viscosity (cSt)	Not Applicable
Initial boiling point and boiling range (°C)	-42.1	Molecular weight (g/mol)	44.11
Flash point (°C)	-104.44	Taste	Not Available
Evaporation rate	Not Applicable	Explosive properties	Not Available
Flammability	HIGHLY FLAMMABLE.	Oxidising properties	Not Available
Upper Explosive Limit (%)	9.5	Surface Tension (dyn/cm or mN/m)	Not Available
Lower Explosive Limit (%)	2.2	Volatile Component (%vol)	100
Vapour pressure (kPa)	853 @ 21 degC.	Gas group	Not Available
Solubility in water (g/L)	Slightly.	pH as a solution (1%)	Not Applicable
Vapour density (Air = 1)	1.97 @ 0 C	VOC g/L	Not Available

9.2. Other information

Not Available

SECTION 10 STABILITY AND REACTIVITY

10.1.Reactivity	See section 7.2
10.2.Chemical stability	<ul style="list-style-type: none"> ▶ Unstable in the presence of incompatible materials. ▶ Product is considered stable. ▶ Hazardous polymerisation will not occur. ▶ Presence of heat source ▶ Presence of an ignition source
10.3. Possibility of hazardous reactions	See section 7.2
10.4. Conditions to avoid	See section 7.2
10.5. Incompatible materials	See section 7.2
10.6. Hazardous decomposition products	See section 5.3

SECTION 11 TOXICOLOGICAL INFORMATION

11.1. Information on toxicological effects

Inhaled	<p>Inhalation of vapours may cause drowsiness and dizziness. This may be accompanied by sleepiness, reduced alertness, loss of reflexes, lack of co-ordination, and vertigo.</p> <p>Inhalation of vapours or aerosols (mists, fumes), generated by the material during the course of normal handling, may be damaging to the health of the individual.</p> <p>There is some evidence to suggest that the material can cause respiratory irritation in some persons. The body's response to such irritation can cause further lung damage.</p> <p>Inhalation of non-toxic gases may cause:</p> <ul style="list-style-type: none"> ▶ CNS effects: headache, confusion, dizziness, stupor, seizures and coma; ▶ respiratory: shortness of breath and rapid breathing; ▶ cardiovascular: collapse and irregular heart beats; ▶ gastrointestinal: mucous membrane irritation, nausea and vomiting. <p>Inhalation of high concentrations of gas/vapour causes lung irritation with coughing and nausea, central nervous depression with headache and dizziness, slowing of reflexes, fatigue and inco-ordination.</p> <p>Material is highly volatile and may quickly form a concentrated atmosphere in confined or unventilated areas. The vapour may displace and replace air in breathing zone, acting as a simple asphyxiant. This may happen with little warning of overexposure.</p> <p>The use of a quantity of material in an unventilated or confined space may result in increased exposure and an irritating atmosphere developing. Before starting consider control of exposure by mechanical ventilation.</p> <p>The paraffin gases are practically not harmful at low doses. Higher doses may produce reversible brain and nerve depression and irritation.</p>
Ingestion	Considered an unlikely route of entry in commercial/industrial environments Not normally a risk due to extreme volatility of liquid.
Skin Contact	<p>The material is not thought to produce adverse health effects or skin irritation following contact (as classified by EC Directives using animal models). Nevertheless, good hygiene practice requires that exposure be kept to a minimum and that suitable gloves be used in an occupational setting.</p> <p>Repeated exposure may cause skin cracking, flaking or drying following normal handling and use.</p> <p>Open cuts, abraded or irritated skin should not be exposed to this material</p> <p>Entry into the blood-stream, through, for example, cuts, abrasions or lesions, may produce systemic injury with harmful effects. Examine the skin prior to the use of the material and ensure that any external damage is suitably protected.</p> <p>Vapourising liquid causes rapid cooling and contact may cause cold burns, frostbite, even through normal gloves. Frozen skin tissues are painless and appear waxy and yellow. Signs and symptoms of frost-bite may include "pins and needles", paleness followed by numbness, a hardening and stiffening of the skin, a progression of colour changes in the affected area, (first white, then mottled and blue and eventually black; on recovery, red, hot, painful and blistered).</p> <p> Ignited gas may result in burns and the onset of shock.</p>
Eye	<p>Although the material is not thought to be an irritant (as classified by EC Directives), direct contact with the eye may produce transient discomfort characterised by tearing or conjunctival redness (as with windburn).</p> <p>Not considered to be a risk because of the extreme volatility of the gas.</p>
Chronic	<p>Long-term exposure to the product is not thought to produce chronic effects adverse to the health (as classified by EC Directives using animal models); nevertheless exposure by all routes should be minimised as a matter of course.</p> <p>Principal route of occupational exposure to the gas is by inhalation.</p>

	TOXICITY	IRRITATION
Propane	Inhalation (mouse) LC50: >15.6-<17.9 mm/12 h mm/12=""> ^[1]	Not Available
	Inhalation (mouse) LC50: 410000 ppm2 h ^[1]	
	Inhalation (rat) LC50: >800000 ppm15 min ^[1]	
	Inhalation (rat) LC50: 1354.944 mg/L15 min ^[1]	
	Inhalation (rat) LC50: 1355 mg/l15 min ^[1]	
	Inhalation (rat) LC50: 1442.738 mg/L15 min ^[1]	
	Inhalation (rat) LC50: 1443 mg/l15 min ^[1]	

	Inhalation (rat) LC50: 570000 ppm15 min ^[1]
Legend:	1. Value obtained from Europe ECHA Registered Substances - Acute toxicity 2.* Value obtained from manufacturer's SDS. Unless otherwise specified data extracted from RTECS - Register of Toxic Effect of chemical Substances

PROPANE	No significant acute toxicological data identified in literature search.
----------------	--

Acute Toxicity	✘	Carcinogenicity	⊖
Skin Irritation/Corrosion	⊖	Reproductivity	⊖
Serious Eye Damage/Irritation	⊖	STOT - Single Exposure	⊖
Respiratory or Skin sensitisation	⊖	STOT - Repeated Exposure	⊖
Mutagenicity	⊖	Aspiration Hazard	⊖

Legend: ✘ – Data available but does not fill the criteria for classification
 ✔ – Data required to make classification available
 ⊖ – Data Not Available to make classification

SECTION 12 ECOLOGICAL INFORMATION

12.1. Toxicity

Ingredient	Endpoint	Test Duration (hr)	Species	Value	Source
Propane	EC50	384	Crustacea	2.462mg/L	3
Propane	LC50	96	Fish	10.307mg/L	3
Propane	EC50	96	Algae or other aquatic plants	7.71mg/L	2

Legend:

Extracted from 1. IUCLID Toxicity Data 2. Europe ECHA Registered Substances - Ecotoxicological Information - Aquatic Toxicity 3. EPIWIN Suite V3.12 - Aquatic Toxicity Data (Estimated) 4. US EPA, Ecotox database - Aquatic Toxicity Data 5. ECETOC Aquatic Hazard Assessment Data 6. NITE (Japan) - Bioconcentration Data 7. METI (Japan) - Bioconcentration Data 8. Vendor Data

For Propane: Koc 460. log Kow 2.36.

Henry's Law constant of 7.07x10⁻¹ atm-cu m/mole, derived from its vapour pressure, 7150 mm Hg, and water solubility, 62.4 mg/L. Estimated BCF: 13.1.

DO NOT discharge into sewer or waterways.

12.2. Persistence and degradability

Ingredient	Persistence: Water/Soil	Persistence: Air
Propane	LOW	LOW

12.3. Bioaccumulative potential

Ingredient	Bioaccumulation
Propane	LOW (LogKOW = 2.36)

12.4. Mobility in soil

Ingredient	Mobility
Propane	LOW (KOC = 23.74)

12.5. Results of PBT and vPvB assessment

	P	B	T
Relevant available data	Not Available	Not Available	Not Available
PBT Criteria fulfilled?	Not Available	Not Available	Not Available

12.6. Other adverse effects

No data available

SECTION 13 DISPOSAL CONSIDERATIONS

13.1. Waste treatment methods

Product / Packaging disposal	<ul style="list-style-type: none"> ▶ Evaporate or incinerate residue at an approved site. ▶ Return empty containers to supplier. ▶ Ensure damaged or non-returnable cylinders are gas-free before disposal.
-------------------------------------	--

Waste treatment options	Not Available
Sewage disposal options	Not Available

SECTION 14 TRANSPORT INFORMATION

Labels Required

	
Marine Pollutant	NO
HAZCHEM	Not Applicable

Land transport (ADR)

14.1. UN number	1978
14.2. Packing group	Not Applicable
14.3. UN proper shipping name	PROPANE
14.4. Environmental hazard	Not Applicable
14.5. Transport hazard class(es)	Class : 2.1 Subrisk : Not Applicable
14.6. Special precautions for user	Hazard identification (Kemler) : 23 Classification code : 2F Hazard Label : 2.1 Special provisions : 652 657 660 662 Limited quantity : 0

Air transport (ICAO-IATA / DGR)

14.1. UN number	1978
14.2. Packing group	Not Applicable
14.3. UN proper shipping name	Propane
14.4. Environmental hazard	Not Applicable
14.5. Transport hazard class(es)	ICAO/IATA Class : 2.1 ICAO / IATA Subrisk : Not Applicable ERG Code : 10L
14.6. Special precautions for user	Special provisions : A1 Cargo Only Packing Instructions : 200 Cargo Only Maximum Qty / Pack : 150 kg Passenger and Cargo Packing Instructions : Forbidden Passenger and Cargo Maximum Qty / Pack : Forbidden Passenger and Cargo Limited Quantity Packing Instructions : Forbidden Passenger and Cargo Limited Maximum Qty / Pack : Forbidden

Sea transport (IMDG-Code / GGVSee)

14.1. UN number	1978
14.2. Packing group	Not Applicable
14.3. UN proper shipping name	PROPANE
14.4. Environmental hazard	Not Applicable
14.5. Transport hazard class(es)	IMDG Class : 2.1 IMDG Subrisk : Not Applicable
14.6. Special precautions for user	EMS Number : F-D, S-U Special provisions : Not Applicable

Inland waterways transport (ADN)

14.1. UN number	1978
14.2. Packing group	Not Applicable
14.3. UN proper shipping name	PROPANE
14.4. Environmental hazard	Not Applicable
14.5. Transport hazard class(es)	2.1 Not Applicable
14.6. Special precautions for user	Classification code 2F
	Special provisions 657; 660; 662
	Limited quantity 0
	Equipment required PP, EX, A
	Fire cones number 1

Transport in bulk according to Annex II of MARPOL and the IBC code

Not Applicable

SECTION 15 REGULATORY INFORMATION**15.1. Safety, health and environmental regulations / legislation specific for the substance or mixture****PROPANE(74-98-6) IS FOUND ON THE FOLLOWING REGULATORY LISTS**

EU REACH Regulation (EC) No 1907/2006 - Annex XVII - Restrictions on the manufacture, placing on the market and use of certain dangerous substances, mixtures and articles

European Customs Inventory of Chemical Substances ECICS (English)

European Trade Union Confederation (ETUC) Priority List for REACH Authorisation

European Union - European Inventory of Existing Commercial Chemical Substances (EINECS) (English)

European Union (EU) Annex I to Directive 67/548/EEC on Classification and Labelling of Dangerous Substances - updated by ATP: 31

European Union (EU) Annex I to Directive 67/548/EEC on Classification and Labelling of Dangerous Substances (updated by ATP: 31) - Carcinogenic Substances

European Union (EU) Annex I to Directive 67/548/EEC on Classification and Labelling of Dangerous Substances (updated by ATP: 31) - Mutagenic Substances

European Union (EU) Regulation (EC) No 1272/2008 on Classification, Labelling and Packaging of Substances and Mixtures - Annex VI

International Air Transport Association (IATA) Dangerous Goods Regulations - Prohibited List Passenger and Cargo Aircraft

This safety data sheet is in compliance with the following EU legislation and its adaptations - as far as applicable - : 67/548/EEC, 1999/45/EC, 98/24/EC, 92/85/EC, 94/33/EC, 91/689/EEC, 1999/13/EC, Commission Regulation (EU) 2015/830, Regulation (EC) No 1272/2008 and their amendments as well as the following British legislation: - The Control of Substances Hazardous to Health Regulations (COSHH) 2002 - COSHH Essentials - The Management of Health and Safety at Work Regulations 1999

15.2. Chemical safety assessment

For further information please look at the Chemical Safety Assessment and Exposure Scenarios prepared by your Supply Chain if available.

ECHA SUMMARY

Ingredient	CAS number	Index No	ECHA Dossier
Propane	74-98-6	601-003-00-5	01-2119486944-21-XXXX

Harmonisation (C&L Inventory)	Hazard Class and Category Code(s)	Pictograms Signal Word Code(s)	Hazard Statement Code(s)
1	Flam. Gas 1	GHS02, GHS04, Dgr	H220
2	Flam. Gas 1, Liq. Gas, Press. Gas., Acute Tox. 2, Skin Irrit. 2, Eye Irrit. 2, Acute Tox. 4, STOT SE 3, Muta. 1B, Carc. 1A, Carc. 2, STOT SE 1, Carc. 1B	GHS02, GHS04, Dgr, GHS03, GHS06, GHS08, Wng	H220, H280, H330, H315, H319, H335, H340, H350, H370, H223

Harmonisation Code 1 = The most prevalent classification. Harmonisation Code 2 = The most severe classification.

National Inventory	Status
Australia - AICS	Y
Canada - DSL	Y
Canada - NDSL	N (Propane)
China - IECSC	Y
Europe - EINEC / ELINCS / NLP	Y
Japan - ENCS	Y
Korea - KECI	Y

New Zealand - NZIoC	Y
Philippines - PICCS	Y
USA - TSCA	Y
Legend:	Y = All ingredients are on the inventory N = Not determined or one or more ingredients are not on the inventory and are not exempt from listing(see specific ingredients in brackets)

SECTION 16 OTHER INFORMATION

Full text Risk and Hazard codes

H223	Flammable aerosol.
H315	Causes skin irritation.
H319	Causes serious eye irritation.
H330	Fatal if inhaled.
H335	May cause respiratory irritation.
H340	May cause genetic defects.
H350	May cause cancer.
H370	Causes damage to organs.

Other information

DSD / DPD label elements



Relevant risk statements are found in section 2.1

Indication(s) of danger	F+
--------------------------------	----

SAFETY ADVICE

S02	Keep out of reach of children.
S09	Keep container in a well ventilated place.
S16	Keep away from sources of ignition. No smoking.

The SDS is a Hazard Communication tool and should be used to assist in the Risk Assessment. Many factors determine whether the reported Hazards are Risks in the workplace or other settings. Risks may be determined by reference to Exposures Scenarios. Scale of use, frequency of use and current or available engineering controls must be considered.

For detailed advice on Personal Protective Equipment, refer to the following EU CEN Standards:

EN 166 Personal eye-protection

EN 340 Protective clothing

EN 374 Protective gloves against chemicals and micro-organisms

EN 13832 Footwear protecting against chemicals

EN 133 Respiratory protective devices

Definitions and abbreviations

PC—TWA: Permissible Concentration-Time Weighted Average

PC—STEL: Permissible Concentration-Short Term Exposure Limit

IARC: International Agency for Research on Cancer

ACGIH: American Conference of Governmental Industrial Hygienists

STEL: Short Term Exposure Limit

TEEL: Temporary Emergency Exposure Limit.

IDLH: Immediately Dangerous to Life or Health Concentrations

OSF: Odour Safety Factor

NOAEL :No Observed Adverse Effect Level

LOAEL: Lowest Observed Adverse Effect Level

TLV: Threshold Limit Value

LOD: Limit Of Detection

OTV: Odour Threshold Value

BCF: BioConcentration Factors

BEI: Biological Exposure Index